

Pizza Design




This lesson you are going to think about the types of pizza that are available. You will have to design your own pizza. In order to do this you need to think of several different things.


- The topping
- The appearance
- The shape
- The sauce underneath the topping
- The type of cheese you may use
- Whether it has a crust and whether you will fill it

Complete the mind map below. You could ask family members to help too.


In this cloud, think of all of the ingredients that could be used to create a topping to a pizza. See if you can think of at least 10. Try and fill the cloud.



Now you need to think about the sauces that you could use instead of tomato. Complete the cloud below.



Now you must try to think of all of the different types of cheese that you could put onto a pizza.



Now you should list the types of base size that you already know (think of pizza hut or dominoes to help you).



Now you have looked at all of the things you could use on a pizza you must design your own below.

It should be clearly labeled

It should be neatly presented

My pizza design.

A large empty rectangular box for drawing a pizza design.