

# Toastie worksheet

Name \_\_\_\_\_

Watch the Mr Bean clip

<http://www.youtube.com/watch?v=bS1ePEZZCDY>




What things will you **not** do that Mr Bean does?

---

---

---

## Using knives

		
Name of knife	Name of knife	Name of knife
Used for • _____ • _____	Used for • _____ • _____	Used for • _____ • _____

Explain 3 rules for using knives safely. Use the key words to help you.

---

---

---

---

---

Key words:

carry

bridge claw

watch



downwards

wash

first

Find out and explain what to do if .....



<p>You burnt your hand</p> 	<p>Cut your finger</p> 
<p>1. _____</p> <p>2. _____</p> <p>3. _____</p>	<p>1. _____</p> <p>2. _____</p> <p>3. _____</p>

The basic recipe is for Cheese and Ham toastie. How will you develop or change this recipe?

My toastie recipe

---




---



---

1. Tick the appropriate box on the hedonic scale for your product



Hedonic scale	Like a lot	Like a little	Dislike a little	Dislike a lot
				
Sandwich made =				

2. Describe the taste, texture and smell of your sandwich.

---



---

3. How could you improve the sandwich you made?

---



---